


SEMICONDUCTOR PROTECTION FUSES



PROTISTOR® FUSES

500-690V AC

gRB/URB FROM 20 TO 400A

SIZE: 000

Features/Benefits

- **Extremely High Interrupting Rating Fuses:** Protection of Power Semiconductors according to IEC 269. and EN 60269-.4
- **500-690V Voltage Rating** (Rating 20 to 400A)
- **gR Class** (gRB Ratings 20 to 125A) According to VDE 636-23.
 - Full range protection
 - Improving safety and protection
 - Allows selective coordination
- **aR Class** (URB Ratings 75 to 400A) According to VDE 636-23 and IEC 269.4
- **Two models according to BS 88-4 and EN 60 269.4 Standards:** Z3 Drawing (74mm Between Axes) External open fuse with and without indicator



APPLICATIONS DATA

VOLTAGE RATING U_n (V)	CLASS	CURRENT RATING I_n (A)	MELTING $I^2t @ 1 ms$ I^2t_p (A ² s)	TOTAL CLEARING $I^2t @ UN$ I^2t_c (A ² s)	WATT LOSSES		TESTED INTERRUPTING RATING	ESTIMATED INTERRUPTING RATING
					0.8 I_n	I_n		
690	gRB	20	12	80	3.8	7	200 kA @ 660 V	300 kA @ 660 V
		25	20	150	5.0	9		
		32	39	270	5.5	10		
		40	70	460	6.6	12		
		50	102	730	7.7	14		
		63	210	1500	8.8	16		
		80	475	2900	9.9	18		
		100	970	6000	11	20		
125	1900	11800	11.6	21				
690	URB	75	350	2250	11.2	20.5	200 kA @ 660 V	300 kA @ 660 V
		80	390	2500	11.6	21		
		100	690	4200	12.7	23		
		110	950	6800	13.5	24.5		
		125	1300	8900	14.3	26		
		160	2700	16000	17.0	31		
		200	5250	31500	19.8	36		
		250	9900	52000	24.8	45		
660	URB	315	15500	82000	31.9	58	120 kA @ 500 V	
500		350	22400	110000	31.9	58		
		400	33200	160000	36.3	66		

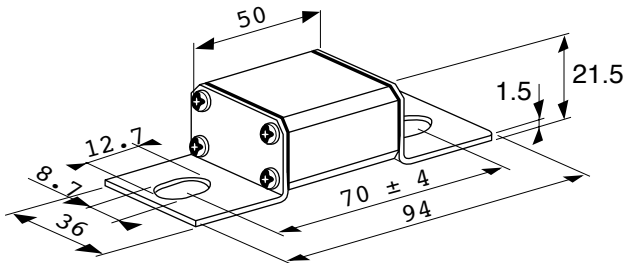
Minimum operating voltage for the external trip-indicator: 20V

BS88

SEMICONDUCTOR PROTECTION FUSES

c US

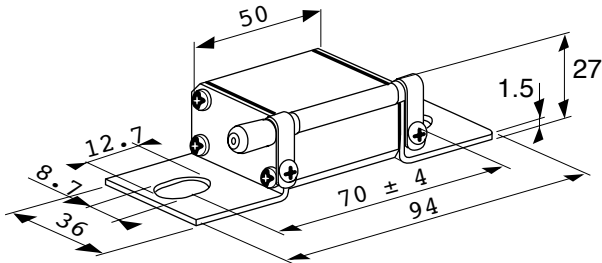
British Standard without open fuse indicator



CURRENT RATING	CATALOG NO.	REF #
20	6,9 gRB 000 BS88/020	T330044
25	6,9 gRB 000 BS88/025	V330045
32	6,9 gRB 000 BS88/032	W330046
40	6,9 gRB 000 BS88/040	X330047
50	6,9 gRB 000 BS88/050	Z330049
63	6,9 gRB 000 BS88/063	A330050
80	6,9 gRB 000 BS88/080	N330108
100	6,9 gRB 000 BS88/100	H330103
125	6,9 gRB 000 BS88/125	P330109
75	6,9 URB 000 BS88/075	B330051
80	6,9 URB 000 BS88/080	C330052
100	6,9 URB 000 BS88/100	D330053
110	6,9 URB 000 BS88/110	E330100
125	6,9 URB 000 BS88/125	E330054
150	6,9 URB 000 BS88/150	F330101
160	6,9 URB 000 BS88/160	F330055
200	6,9 URB 000 BS88/200	G330056
250	6,9 URB 000 BS88/250	H330057
315	6,9 URB 000 BS88/315	J330058
350	5 URB 000 BS88/350	X330116
400	5 URB 000 BS88/400	G330194



British Standard with external open fuse trip-indicator



c US

CURRENT RATING	CATALOG NO.	REF #
20	6,9 gRB 000 BS88P/020	Y330117
25	6,9 gRB 000 BS88P/025	Z330118
32	6,9 gRB 000 BS88P/032	A330119
40	6,9 gRB 000 BS88P/040	B330120
50	6,9 gRB 000 BS88P/050	C330121
63	6,9 gRB 000 BS88P/063	D330122
80	6,9 gRB 000 BS88P/080	E330123
100	6,9 gRB 000 BS88P/100	F330124
125	6,9 gRB 000 BS88P/125	G330125
75	6,9 URB 000 BS88P/075	H330126
80	6,9 URB 000 BS88P/080	J330127
100	6,9 URB 000 BS88P/100	K330128
110	6,9 URB 000 BS88P/110	L330129
125	6,9 URB 000 BS88P/125	M330130
150	6,9 URB 000 BS88P/150	N330131
160	6,9 URB 000 BS88P/160	P330132
200	6,9 URB 000 BS88P/200	Q330133
250	6,9 URB 000 BS88P/250	R330134
315	6,9 URB 000 BS88P/315	S330135
350	5 URB 000 BS88P/350	T330136
400	5 URB 000 BS88P/400	H330195

The use of MC 6.3 GR 2-5N blown fuse remote sensing microswitch is possible.
 Ref. Number: Y 310015 mounted on separate trip-indicator.
 See Microswitch section page J10, J12.