

A033D1/A055D1/A072D1

MED. VOLTAGE FUSES/R-RATED



R-RATED IEC DIN STYLE MV FUSES

Amp-trap® R-rated DIN style fuses are current limiting, high interrupting rating fuses, intended for the short circuit protection of medium voltage motors and motor controllers. This product range offers North American R-rated performance in the IEC 282-1 DIN mounting configuration of 442mm. R-rated fuses are applied as back up fuses that have a minimum interrupting rating, and must be coordinated with overload relays in combination motor starters. Amp-trap® R-rated, DIN type fuses are offered in voltage ratings of 3.3kV, 5.3kV and 7.2kV in ratings from 2R to 19R. All fuses within this product group are UL component recognized.

Features/Benefits

- **Clip Mount DIN 45:** R-rated fuses with North American ANSI characteristics in a standard DIN 442mm size.

Ratings

- **A033D1**
AC: 2R to 19R*
3300V max, 65kA I.R. Sym.
- **A055D1**
AC: 2R to 19R*
5300V max, 65kA I.R. Sym.
- **A072D1**
AC: 2R to 19R*
7200V max, 65kA I.R. Sym.

Approvals

- UL Recognized Component
UL File #E93367

* Note: Ratings above 19R may be achieved by paralleling fuses. Please consult factory for details.

HIGHLIGHTS:

- R-Rated
- UL Recognized

APPLICATIONS:

- Short circuit protection of medium voltage motors and motor controllers



DEFINITIONS:

R-Rating:

An "R" rated fuse will melt in the range of 15 to 35 seconds at a value of current equal to 100 times the "R" rating.

Back-up type Current-Limiting Fuse:

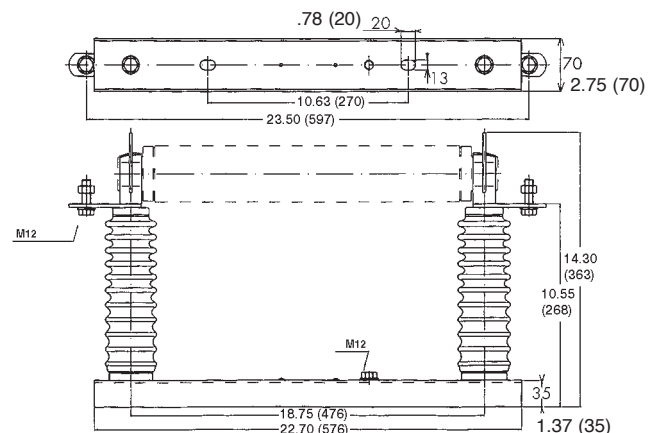
A current limiting fuse which can interrupt any current between it's rated minimum interrupting current and it's maximum interrupting current. Backup fuses are not designed or intended to open under overload conditions.

Spring-Reinforced Clip

MR45 & Spring ref. # L096472

Fuse-Holder: SI 24/442 Ref # K209425

In compliance with IEC 282-1, DIN standard 43625.



A033D1/A055D1/A072D1 MED. VOLTAGE FUSES/R-RATED

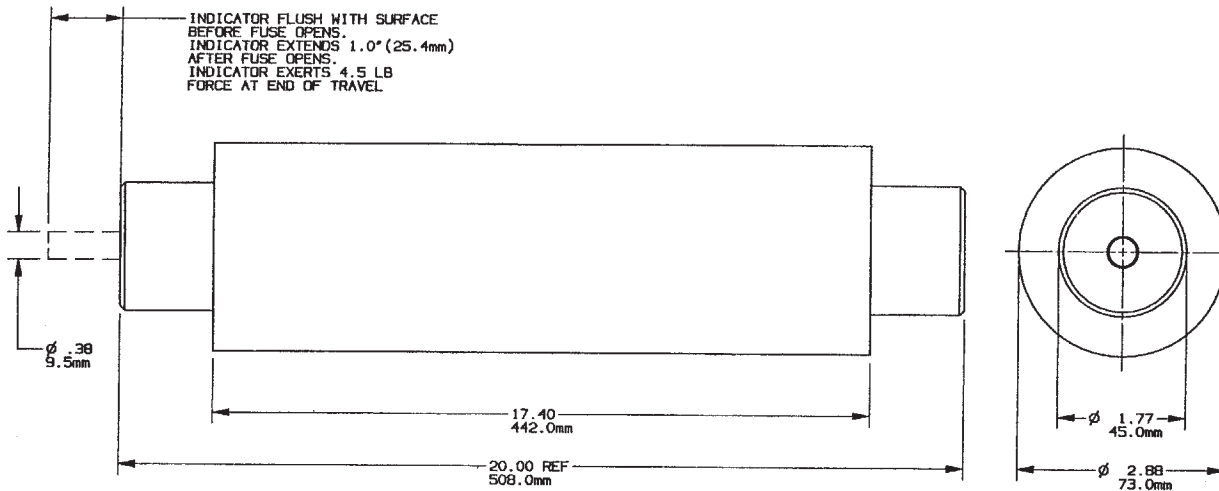


Figure A

FIG.	PART NUMBER	SIZE	CONTINUOUS AMP RATING AT 55°C**	CONTINUOUS AMP RATING AT 40°C**	MINIMUM INTERRUPTING RATING RMS AMPERES	1 PHASE INTERRUPTING RATING MAXIMUM TESTED	
						RMS ASYM	RMS SYM
3.3kV Max. DIN IEC Style 442 mm							
A	A033D1DSRO-2R	2R	63	70	180	100kA @ 3300V	65kA @ 3300V
A	A033D1DSRO-3R	3R	90	100	270		
A	A033D1DSRO-4R	4R	115	130	355		
A	A033D1DSRO-5R	5R	135	150	450		
A	A033D1DSRO-6R	6R	150	170	550		
A	A033D1DSRO-9R	9R	180	200	710		
A	A033D1DSRO-12R	12R	210	230	1100		
A	A033D1DSRO-13R	13R*	230	260	1200		
A	A033D1DSRO-16R	16R*	270	300	1500		
A	A033D1DSRO-19R	19R*	280	310	1700		
5.5kV Max. DIN IEC Style 442 mm							
A	A055D1DSRO-2R	2R	63	70	180	100kA @ 5500V	65kA @ 5500V
A	A055D1DSRO-3R	3R	90	100	270		
A	A055D1DSRO-4R	4R	115	130	355		
A	A055D1DSRO-5R	5R	135	150	450		
A	A055D1DSRO-6R	6R	150	170	550		
A	A055D1DSRO-9R	9R	180	200	710		
A	A055D1DSRO-12R	12R	210	230	1100		
A	A055D1DSRO-13R	13R*	230	260	1200		
A	A055D1DSRO-16R	16R*	270	300	1500		
A	A055D1DSRO-19R	19R*	280	310	1700		
7.2kV Max. DIN IEC Style 442 mm							
A	A072D1DSRO-2R	2R	63	70	180	100kA @ 7200V	65kA @ 7200V
A	A072D1DSRO-3R	3R	90	100	270		
A	A072D1DSRO-4R	4R	115	130	355		
A	A072D1DSRO-5R	5R	135	150	450		
A	A072D1DSRO-6R	6R	150	170	550		
A	A072D1DSRO-9R	9R	180	200	710		
A	A072D1DSRO-12R	12R	210	230	1100		
A	A072D1DSRO-13R	13R*	230	260	1200		
A	A072D1DSRO-16R	16R*	270	300	1500		
A	A072D1DSRO-19R	19R*	280	310	1700		

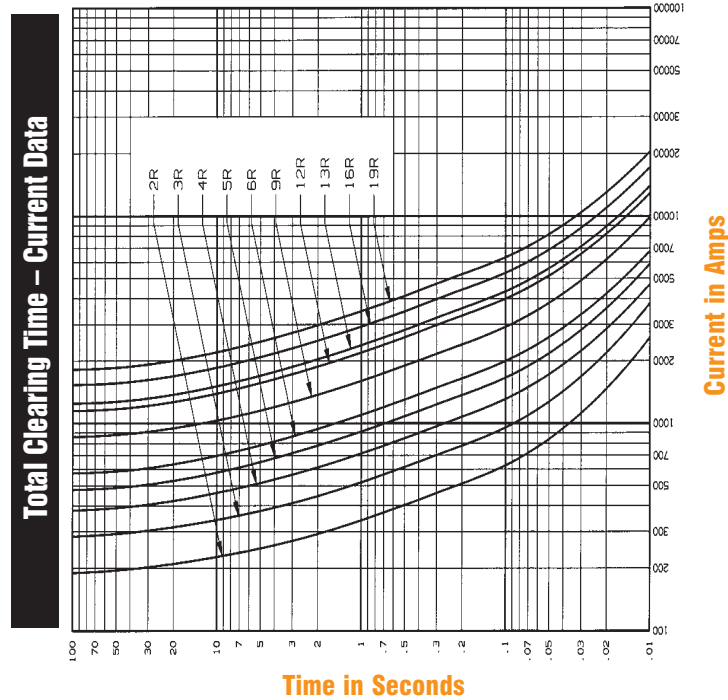
* 13R, 16R and 19R are not standard ratings defined in ANSI C37.46.

** This rating defines the thermal capability of the fuse per ANSI 37.46 and should not be the sole factor in fuse selection.

A033D1/A055D1/A072D1

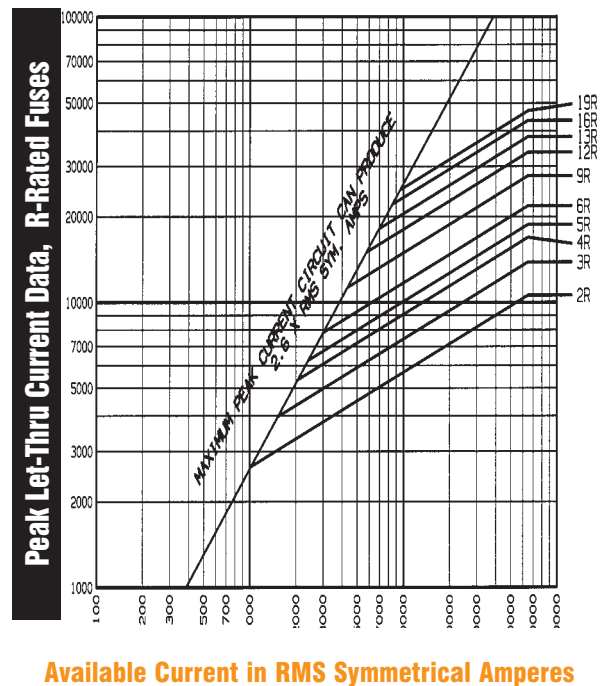
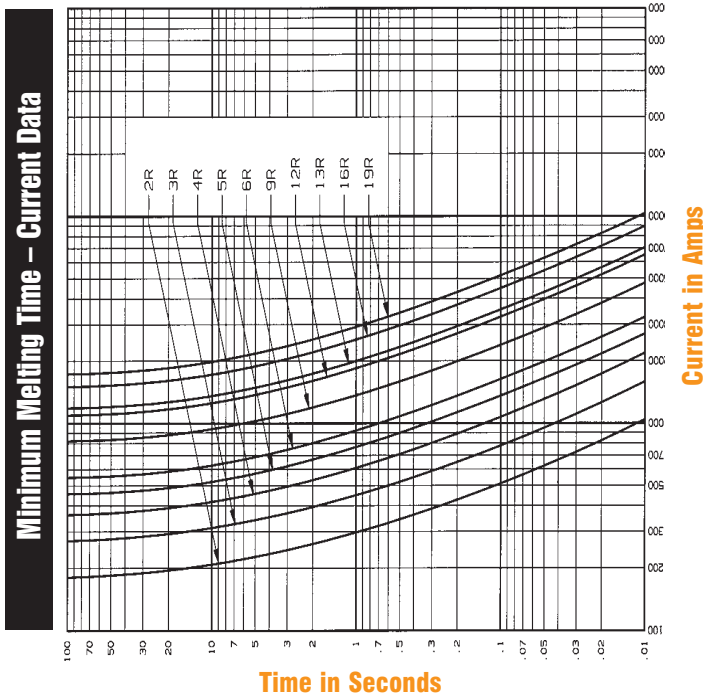
MED. VOLTAGE FUSES/R-RATED

A033D1, 3300 Volts - A055D1, 5300 Volts - A072D1, 7200 Volts



A033D1, 3300 Volts - A055D1, 5300 Volts - A072D1, 7200 Volts

A033D1, 3300 Volts - A055D1, 5300 Volts - A072D1, 7200 Volts



Maximum Instantaneous Peak Let-Thru Amperes