

Capacitor Protection

Amp-Trap® and 9F60 Series

Medium voltage capacitor fuses:

Mersen capacitor fuses are designed to ANSI C37-41. They are current-limiting operating without noise or discharge and are designed to be used indoors in a general purpose enclosure or outdoors in a weatherproof enclosure. These are non-disconnecting fuses requiring the use of a disconnect switch. These capacitor fuses provide both short circuit and overload protection and are intended to protect against capacitor case rupture or dielectric failure within the capacitor.

The various mounting configurations offer manufacturers a wide range of cost and space saving solutions and a large choice of equivalent products to users.

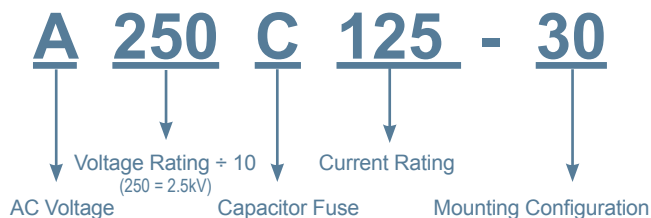
Features/Benefits:

- High interrupting capacity
- Current limitation
- Blown-fuse indication
- Direct mount
- Clip style mount
- Bus mount
- Non-venting for silent operation

Applications:

- Capacitor Protection
- Power Factor Correction Equipment
- Harmonic Filtering Equipment
- Induction Heating System
- High Power Drive
- Welders

Catalog Numbering System:



Ratings:

A100C

Volts : 1000V AC Max.
Amps : 25 to 125 A
IR : 50 kA Sym

A150C

Volts : 1500V AC Max.
Amps : 25 to 200 A
IR : 40 kA Sym

A250C

Volts : 2500V AC Max.
Amps : 25 to 200 A
IR : 50 kA Sym

A300C

Volts : 3000V AC Max.
Amps : 50 to 175 A
IR : 50 kA Sym

A430C

Volts : 4300V AC Max.
Amps : 6 to 100 A
IR : 65 kA Sym

A550C

Volts : 5500V AC Max.
Amps : 6 to 75 A
IR : 65 kA Sym

9F60RJD

Volts : 5500V AC Max.
Amps : 25 to 80 A
IR : 50 kA Sym

9F60RJF

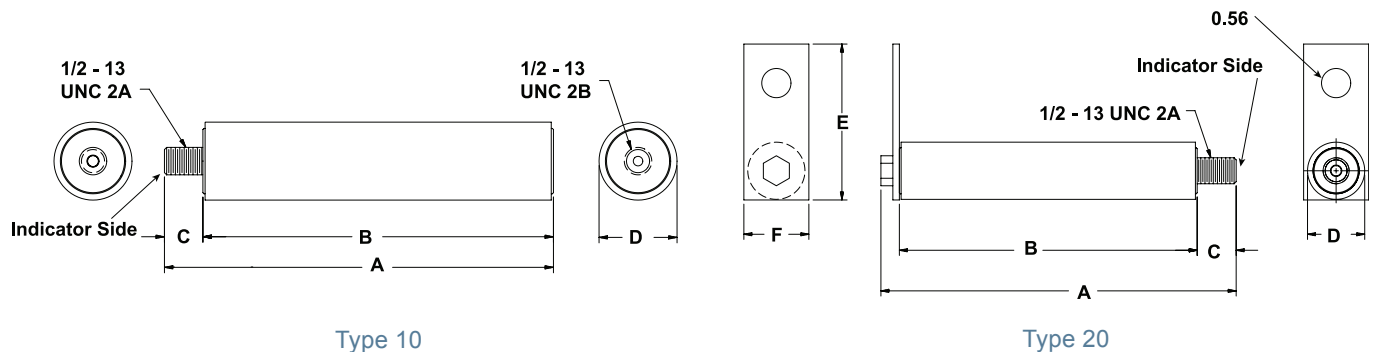
Volts : 9520V AC Max.
Amps : 15 to 40A
IR : 50 kA Sym

Capacitor Protection

Amp-Trap® and 9F60 Series

1.0 kV - 1.5 kV Capacitor Fuses Amp-Trap Series

Catalog Number	Ampere Rating	Melting I ² t (kA ² s)	Maximum 1 Clearing I ₂ t (kA ² s)	Maximum 1 Phase Interrupting Rating	Overall Length Inches (mm)	Tube Length Inches (mm)	Ind. Housing Inches (mm)	Body Dia Inches (mm)	Bracket Dimensions Inches (mm)	
					A	B	C	D	E	F
1.5 kV Max Type 10 inner thread to screw										
A150C25-10	25	4	12	40 kA @1500V RMS Sym	7.08 (179.8)	6.38 (162.1)	.70 (17.8)	1.42 (36.0)		
A150C50-10	50	16	50							
A150C60-10	60	25	70							
A150C75-10	75	35	110							
A150C90-10	90	50	150							
A150C100-10	100	65	200							
A150C110-10	110	80	250							
A150C120-10	120	100	310							
A150C125-10	125	125	330							
A150C130-10	130	125	330							
A150C135-10	135	130	350							
A150C140-10	140	130	350							
A150C150-10	150	150	390							
A150C160-10	160	185	480							
A150C165-10	165	185	480							
A150C175-10	175	225	600							
A150C200-10	200	300	800							
1.5 kV Max Type 20 screw to bolt (flat bracket)										
A150C25-20	25	3.2	6.5	40 kA @1500V RMS Sym	6.84 (173.6)	5.73 (145.5)	1.42 (36.0)	1.10 (27.9)	3.00 (76.2)	1.25 (31.8)
A150C50-20	50	13	27							
A150C60-20	60	18	38							
A150C75-20	75	30	60							
A150C90-20	90	35	72							
A150C100-20	100	52	105							
A150C110-20	110	58	120							
A150C120-20	120	73	150							
A150C125-20	125	82	165							
A150C130-20	130	90	190							
A150C135-20	135	90	190							
A150C140-20	140	105	220							
A150C150-20	150	120	240							
A150C160-20	160	185	480							
A150C165-20	165	185	480							
A150C175-20	175	225	600							
A150C200-20	200	300	800							

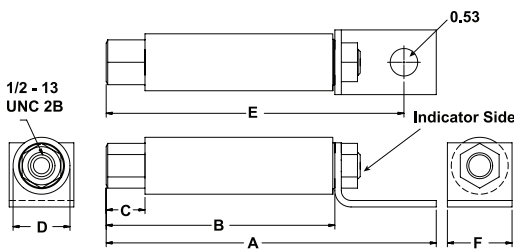


Capacitor Protection

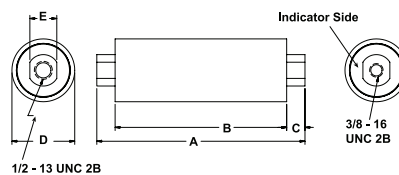
Amp-Trap® and 9F60 Series

1.0 kV - 1.5 kV Capacitor Fuses Amp-Trap Series


Catalog Number	Ampere Rating	Melting I ² t (kA ² s)	Maximum 1 Clearing I ² t (kA ² s)	Maximum 1 Phase Interrupting Rating	Overall Length Inches (mm)	Tube Length Inches (mm)	Ind. Housing Inches (mm)	Body Dia Inches (mm)	Bracket Dimensions Inches (mm)	
					A	B	C	D	E	F
1.0 kV Max Type 30 external female to bolt (L bracket)										
A100C25-30	25	4	10	50 kA @1000V RMS Sym	6.38 (162.1)	4.42 (112.3)	.75 (19.1)	1.10 (27.9)	5.76 (146.2)	1.25 (31.8)
A100C50-30	50	16	40							
A100C60-30	60	25	60							
A100C75-30	75	35	95							
A100C90-30	90	50	130							
A100C100-30	100	65	165							
A100C110-30	110	80	205							
A100C125-30	125	100	250							
1.5 kV Max Type 40 external female to external female										
A150C100-40	100	125	140	40 kA @1500V RMS Sym	6.84 (173.6)	4.78 (121.4)	.51 (13.0)	1.75 (27.9)	.75 (19.1)	1.41 (35.8)
A150C110-40	110	125	180							
A150C125-40	125	130	230							
A150C130-40	130	130	230							
A150C140-40	140	150	285							
A150C150-40	150	185	315							
A150C160-40	160	185	360							
A150C175-40	175	225	410							
A150C200-40	200	300	560							
1.5 kV Max Type 50 screw to bolt (L bracket)										
A150C50-50	50	13	27	40 kA @1500V RMS Sym	8.11 (206.0)	5.74 (145.8)	.75 (19.1)	1.10 (27.9)	7.49 (190.2)	1.25 (31.8)
A150C60-50	60	18	38							
A150C75-50	75	30	60							
A150C90-50	90	35	72							
A150C100-50	100	52	105							
A150C110-50	110	58	120							
A150C120-50	120	73	150							
A150C125-50	125	82	165							
A150C130-50	130	90	190							
A150C135-50	135	90	190							
A150C140-50	140	105	220							
A150C150-50	150	120	240							
A150C160-50	160	185	480							
A150C165-50	165	185	480		8.71 (221.1)	6.51 (165.2)	.70 (17.8)	1.42 (36.0)	8.08 (205.2)	
A150C175-50	175	225	600							
A150C200-50	200	300	800							



Type 30



Type 40



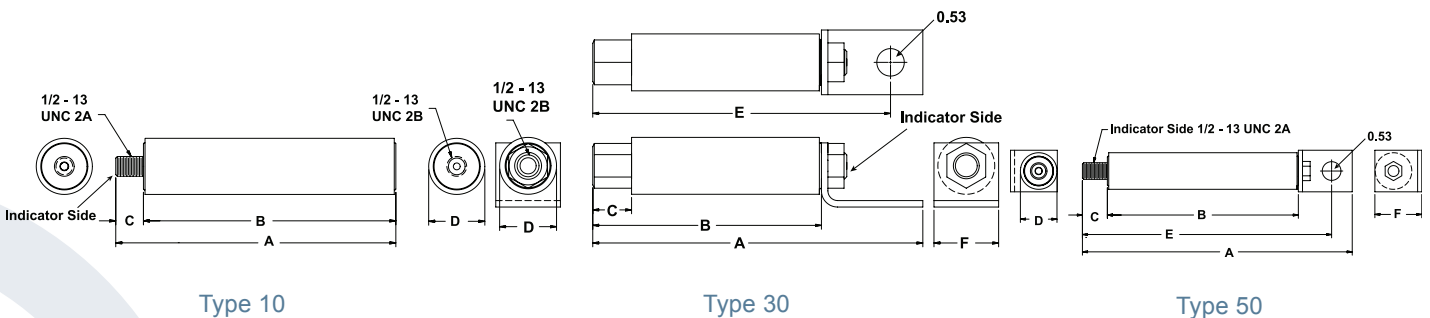
Type 50

Capacitor Protection

Amp-Trap[®] and 9F60 Series

2.5 kV Capacitor Fuses Amp-Trap Series

Catalog Number	Ampere Rating	Melting I ² t (kA ² s)	Maximum 1 Clearing I ² t (kA ² s)	Maximum 1 Phase Interrupting Rating	Overall Length	Tube Length	Ind. Housing	Body Dia	Bracket Dimensions	
					Inches (mm)	Inches (mm)	Inches (mm)	Inches (mm)	Inches (mm)	Inches (mm)
2.5 kV Max Type 10 inner thread to screw					A	B	C	D	E	F
A250C25-10	25	3	9	50 kA @2500V RMS Sym	7.67 (194.8)	6.92 (175.8)	.75 (19.1)	1.42 (36.0)		
A250C50-10	50	12	35							
A250C65-10	65	18	60							
A250C75-10	75	25	85							
A250C80-10	80	25	85							
A250C100-10	100	45	150							
A250C110-10	110	60	190							
A250C125-10	125	75	240							
A250C135-10	135	115	395							
A250C150-10	150	130	460							
A200C165-10	165	150	350	40 kA @2000V RMS Sym	7.67 (194.8)	6.92 (175.8)	.75 (19.1)	1.42 (36.0)		
A200C175-10	175	165	440							
A200C200-10	200	225	500							
2.5 kV Max Type 30 external female to bolt (L bracket)										
A250C25-30	25	3	9	50 kA @2500V RMS Sym	9.41 (239.0)	6.66 (169.2)	.75 (19.1)	1.10 (27.9)	8.79 (223.2)	1.25 (31.8)
A250C50-30	50	12	35							
A250C65-30	65	18	60							
A250C75-30	75	25	85							
A250C80-30	80	25	85							
A250C100-30	100	45	150							
A250C110-30	110	60	190							
A250C125-30	125	75	240							
2.5 kV Max Type 50 screw to bolt (L bracket)										
A250C25-50	25	3	9	50 kA @2500V RMS Sym	9.11 (231.4)	6.74 (171.2)	.75 (19.1)	1.10 (27.9)	8.49 (215.6)	1.25 (31.8)
A250C50-50	50	12	35							
A250C65-50	65	18	60							
A250C75-50	75	25	85							
A250C80-50	80	25	85							
A250C100-50	100	45	150							
A250C110-50	110	60	190							
A250C125-50	125	75	240							
A250C135-50	135	115	395							
A250C150-50	150	130	460							
A200C165-50	165	150	350	40 kA @2000V RMS Sym	9.29 (236.0)	6.92 (175.8)	.75 (19.1)	1.42 (36.0)	8.67 (220.2)	1.25 (31.8)
A200C175-50	175	165	440							
A200C200-50	200	225	500							

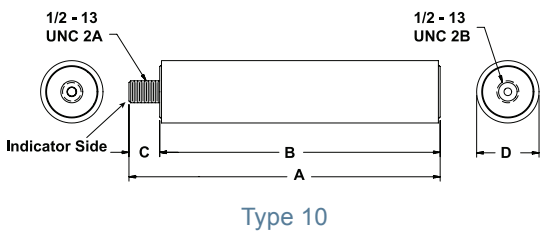


Capacitor Protection

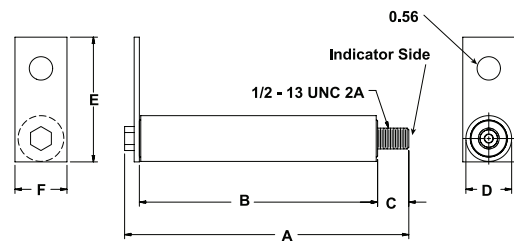
Amp-Trap® and 9F60 Series

3.0 kV Capacitor Fuses Amp-Trap Series

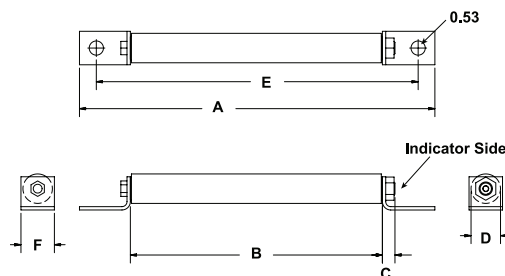
Catalog Number	Ampere Rating	Melting I ² t (kA ² s)	Maximum 1 Clearing I ² t (kA ² s)	Maximum 1 Phase Interrupting Rating	Overall Length Inches (mm)	Tube Length Inches (mm)	Ind. Housing Inches (mm)	Body Dia Inches (mm)	Bracket Dimensions Inches (mm)	
3.0 kV Max Type 10 inner thread to screw					A	B	C	D	E	F
A300C50-10	60	12	35	50 kA @3000V RMS Sym	10.16 (258.1)	9.33 (237.0)	.75 (19.1)	1.10 (27.9)		
A300C60-10	75	18	65							
A300C75-10	95	26	80							
A300C95-10	100	45	140							
A300C100-10	115	45	140		10.16 (258.1)	9.33 (237.0)	.75 (19.1)	1.42 (36.0)		
A300C115-10	125	60	200							
A300C125-10	130	75	260							
A300C130-10	150	75	260							
A300C150-10	175	105	350							
A300C175-10		165	530							
3.0 kV Max Type 20 screw to bolt (flat bracket)										
A300C50-20	60	12	35	50 kA @3000V RMS Sym	10.59 (269.1)	9.33 (237.0)	.75 (19.1)	1.10 (27.9)	3.00 (76.2)	1.25 (31.8)
A300C60-20	75	18	65							
A300C75-20	95	26	80							
A300C95-20	100	45	140							
A300C100-20	115	45	140		10.59 (269.0)	9.33 (237.0)	.75 (19.1)	1.42 (36.0)	3.00 (76.2)	1.25 (31.8)
A300C115-20	125	60	200							
A300C125-20	130	75	260							
A300C130-20	150	75	260							
A300C150-20	175	105	350							
A300C175-20		165	530							
3.0 kV Max Type 60 bolt (L bracket) to bolt (L bracket)										
A300C50-60	60	12	35	50 kA @3000V RMS Sym						
A300C60-60	75	18	65							
A300C75-60	95	26	80							
A300C95-60	100	45	140							
A300C100-60	115	45	140		13.27 (337.1)	9.41 (239.0)	.47 (11.9)	1.42 (36.0)	12.02 (305.2)	1.25 (31.8)
A300C115-60	125	60	200							
A300C125-60	130	75	260							
A300C130-60	150	75	260							
A300C150-60	175	105	350							
A300C175-60		165	530							



Type 10



Type 20



Type 60